

C•CURE Security Solutions

Schlage Electronic Locks Integration



Features That Make a Difference:

- Provides real-time communication between a C•CURE system and Schlage AD-Series electronic locks
- Manage a variety of access control functionality from a C•CURE system monitoring station
- Configure, view, and update AD-Series electronic lock objects directly from a C•CURE system interface
- Communicates with iSTAR and apC door controllers
- Wireless locks utilize four AA batteries (eight AA optional)
- Supports magnetic stripe cards (Track 2), proximity HID 125 kHz cards, 13.56 MHz smart cards, multi-tech – 125 kHz prox & 13.56 MHz smart cards, and PIV II (FIPS 201) cards
- Delivered in one fully integrated package: card reader, electronic lock, request-to-exit sensor, door position switch, and four standard AA batteries (wireless lock)
- Provides monitored status points – request-to-exit, door position switch, PIM cover tamper, loss of communications, low battery status
- FIPS-201 compliant lock options available
- Secure a variety of openings with cylindrical and mortise locks, exit device trim, and gate and elevator kits
- Perfect for dorm rooms, elevators, gates, entrance doors, computer rooms, electrical closets, offices, and medical laboratories

With open architecture platforms, both C•CURE 9000 security and event management system, and C•CURE 800/8000 access control and security management system seamlessly integrate with Schlage AD-Series electronic locks to provide cost-effective and scalable access control solutions. Schlage AD-Series electronic locks are available in hardwired and wireless configurations to fit almost any environment.

You can extend the reach of a C•CURE system by utilizing the Schlage AD-Series electronic locks and devices for real-time monitoring of alarms, audit trails, centralized lockdown, and instant access control management. The locks have a number of features built in, depending on the lock, which are configurable in the field and can be monitored by a C•CURE system.

AD-Series Electronic locks combine all of the components typically found around the door; such as the credential

reader, door position switch, and the request-to-exit switch in one convenient device to simplify installation. Since the Schlage AD-Series locks are designed to be modular, they can easily be upgraded in the future to meet your changing security and technology requirements.

AD-Series Electronic locks give you all the benefits of a hardwired system – without the wires. That means quicker, more cost-effective installations, and minimal disruption to your environment. Whether it's a new construction project or a historic building, AD-Series wireless solutions from Schlage are perfect when security, functionality, and control are equally important.

For new construction, the AD-300 hardwired locks provide all of the benefits of a traditional access control solution. For existing facilities, the AD-400 wireless locks provide real-time access control without costly and cumbersome wiring.

Take a closer look

AD-300 Series is Perfect for New Construction

For new construction, the AD-300 hardwired locks provide all of the benefits of a traditional access control solution. In facilities where permissions change on a regular basis, real-time monitoring is essential, or there are a large number of users or doors, AD-Series hardwired locks can provide a perfect balance of security, convenience, and freedom. A hardwired system gives you centralized, networked control from a single computer. That means you're in complete control of your facility and have total peace of mind. The AD-300 communicates with the iSTAR controller via a RS-485 connection and supports up to 16 hardwired readers. For Wiegand or Clock & Data applications, communication with the iSTAR or apC controller is via the PIB300-2D module and supports up to two readers.

AD-400 Series Fits Right into an Existing Facility

For existing facilities, the AD-400 wireless locks provide real-time access control without having to run wires to each door opening. Perfect for historic buildings and sensitive areas, the AD-400 wireless networked locks give you all the benefits of a hardwired access control system – without the wires. This allows you to secure doors that were traditionally difficult to run wires to in the past – and increase the security throughout your facility. Wireless transmissions are AES 128-bit encrypted and use a 900-928 MHz frequency range.

The PIM400-485 is required for communication between the AD-400 wireless locks and an iSTAR or apC controller. The PIM400-485 communicates via RS-485 with the iSTAR controller and supports up to 16 wireless readers. For Wiegand or Clock & Data applications, communication with the iSTAR controller is via the PIM400-2D module and supports up to two readers.



Easy to Configure

The AD-Series locks are treated like any controller by the C•CURE system. You can configure the system using highly intuitive common tabs and drop down boxes. Locks and PIMs are assigned to iSTAR controllers and are configured via the iSTAR controller configuration screens. Additionally, inputs and outputs for each lock and associated reader are configured via the same dedicated screen.

Ideal Solution for Highly Sensitive Applications

The Schlage AD-Series electronic locks are designed to be modular and provide more options and more functionality in the lock. The C•CURE system and AD-Series locks integration is an ideal solution for applications which require approval by the U.S. Federal Government under HSPD-12 for FIPS 201 compliance. There are two versions to choose from:

- AD-401 wireless electronic integrated lock with FIPS 201 multi-tech plus keypad
- AD-301 with multi-tech plus keypad for use in U.S. Federal Agency buildings when using smart card technology

The PIB301-2D, a FIPS 201-compliant system component, ensures seamless Wiegand communication with C•CURE Security Solutions.



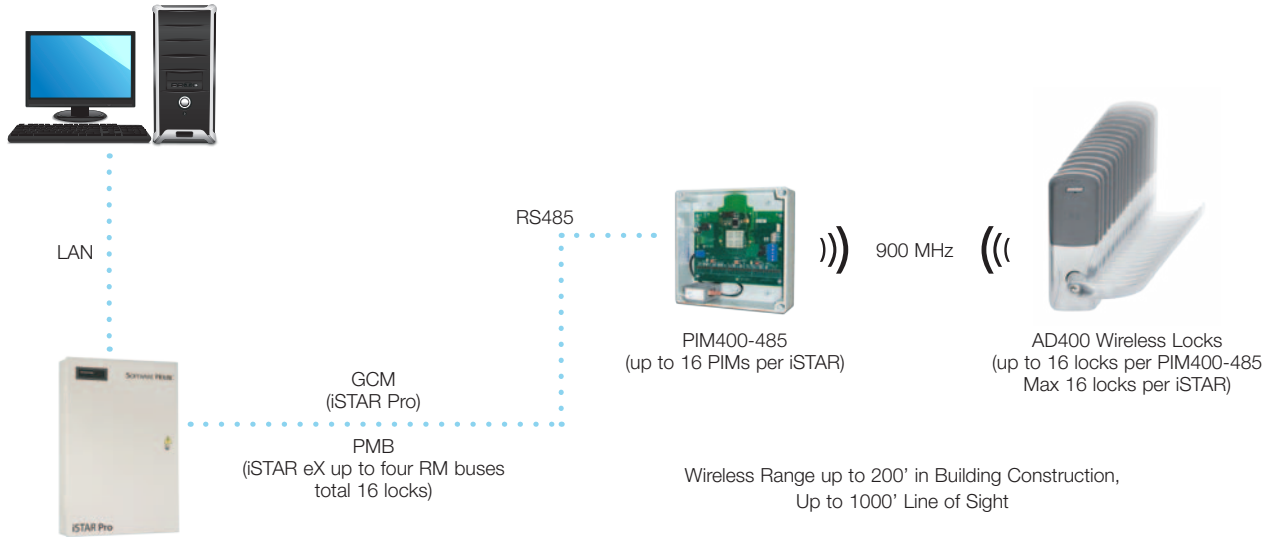
Complement Any Environment

Each lock has warm and cool finish palettes that complement any décor, popular lever styles that will suit other locking solutions throughout the building, and modern blue LED backlighting to enhance the user experience. From easy-to-use features to an aesthetically pleasing design, the AD-Series delivers a solution that's perfect for any environment.

Diagrams

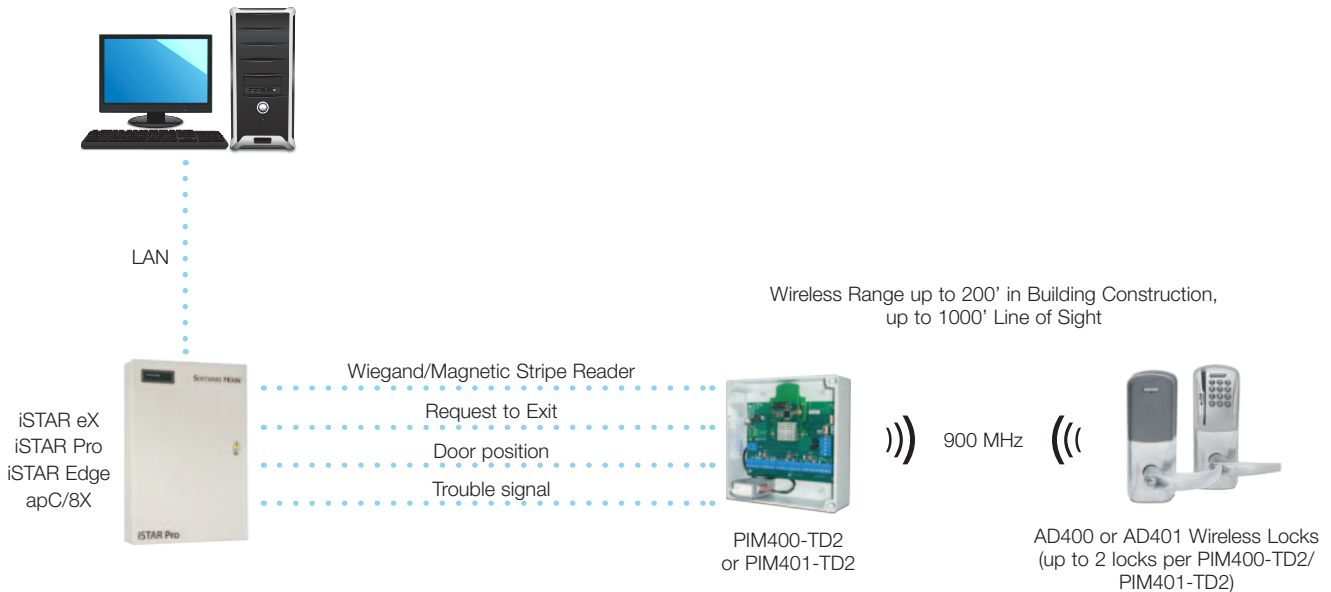
C•CURE Security Solutions/AD-400 Wireless System Utilizing RS485 Port

C•CURE 9000 v2.01 /C•CURE 800/8000 V9.4 or higher



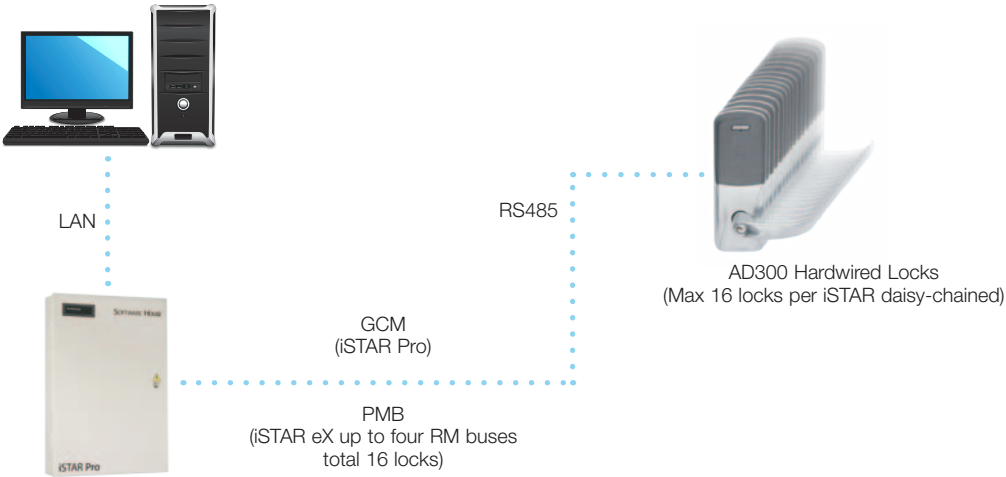
C•CURE Security Solutions/AD-400 or AD-401 Wireless System Utilizing Wiegand /Magnetic Stripe Signal

C•CURE 9000 v2.01 /C•CURE 800/8000 V9.4 or higher



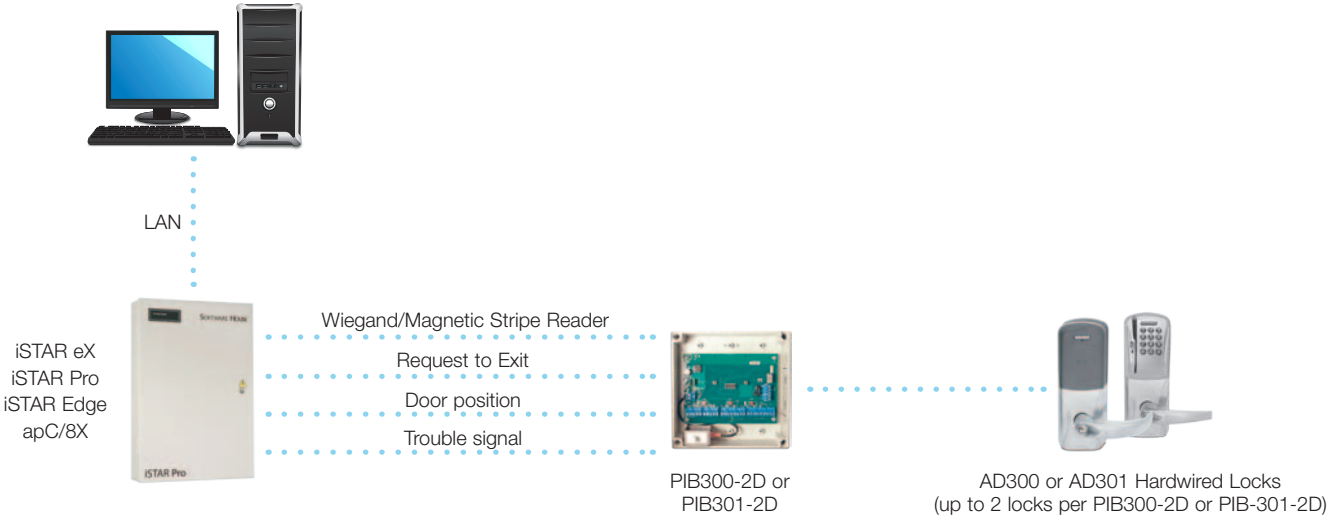
C•CURE Solution/AD-300 Hardwired System Utilizing RS485 Port

C•CURE 9000 v2.01 or C•CURE 800/8000 V9.4 or higher



C•CURE Security Solutions/AD-300 or AD-301 Hardwired System Utilizing Wiegand /Magnetic Stripe Signal

C•CURE 9000 v2.01 or C•CURE 800/8000 V9.4 or higher



Related Products



C•CURE 9000



C•CURE 800/8000



iSTAR Pro



iSTAR Edge

Approvals



www.swhouse.com

The trademarks, logos, and service marks displayed on this document are registered in the United States [or other countries]. Any misuse of the trademarks is strictly prohibited and Tyco International Ltd. Will aggressively enforce its intellectual property rights to the fullest extent of the law, including pursuit of criminal prosecution wherever necessary. All trademarks not owned by Tyco International Ltd. are the property of their respective owners, and are used with permission or allowed under applicable laws.

Product offerings and specifications are subject to change without notice. Actual products may vary from photos. Not all products include all features. Availability varies by region; contact your regional sales manager. © 2011 Tyco International Ltd. and its respective companies. All rights reserved. SH0204-DS-201108-R01-LT-EN